



LaSalle College Vancouver International Student Arrival Guide

Keeping Safe During COVID-19



TABLE OF CONTENTS

INTRODUCTION	3
DEFINITIONS	4
PRE-DEPARTURE	5
ARRIVAL PLANS	10
BC GOVERNMENT SELF-ISOLATION PLAN	11
AIRPORT/FLIGHT BEST PRACTICES	13
ARRIVING IN CANADA	14
SELF-ISOLATION/QUARANTINE	15
WHAT TO DO DURING SELF-ISOLATION	16
RESOURCES	17
COVID-19 CHECKLISTS	18
COVID-19 TRAVEL AND ARRIVAL PROTOCOLS DECLARATION	20

INTRODUCTION

As you can certainly appreciate, the current global pandemic makes it necessary to carefully prepare for travel to and arrival in Canada.

Please take some time to review the information in this package. By not following this protocol, students may be denied entry into the country. Government authorities may also fine students for non-compliance in certain situations.

Our top priority is the health and safety of our students, faculty, staff, partners, and community. We are obligated to follow the regulations and recommendations of the Canadian and provincial governments, and the local public health authority. This includes recording the flight information and self-isolation plans for all of our arriving international students; you must send us this information before departing your home country.

At the end of the document is the COVID-19 Travel and Arrival Protocols Declaration.

This document, along with your flight information and self-isolation plan, must be signed and sent to **Justine Higgs – Student Services** at justine.higgs@lasallegevanvancouver.com before you leave your home country.



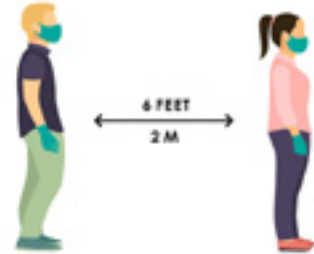
DEFINITIONS

Below you will find COVID-19 vocabulary. Please become familiar with these terms.

Social/Physical Distancing

Keep at least 2 meters between you and others.
Avoid crowded spaces and places.

Social Distance



Self-Isolation and Quarantine

Stay in a place in isolation to prevent exposing others or yourself to COVID-19.



Self-Monitoring

Check your health for possible symptoms of COVID-19.



PRE-DEPARTURE

Communication and Relationship Building

If you will be staying in a homestay, contact your host family to get to know each other. A video chat using Zoom or Skype is a good way to do this. Remember to exchange emails and cell phone numbers with your host family.

If you will be staying in a residence/dormitory/hotel, please ensure that you have the correct contact information for them, as well as for any private transportation service that you may be using.

You should also enter the LaSalle College Vancouver telephone number into your cell phone.



Household Isolation

Before you leave your home country to come to Canada, it is recommended that you self-isolate in your home for 2 weeks and only meet your immediate household members during that time.

Covid-19 Testing and Mandatory Hotel Quarantine

As of January 7 2021, students must present a negative Covid-19 test prior to boarding a flight to Canada. The test must be performed using a COVID-19 molecular polymerase chain reaction (or PCR) test and must be taken within 72 hours prior to your scheduled departure to Canada.

As of February 21, 2021, students are also required to:

- Reserve a government-authorized hotel for 3 nights prior to departure to Canada.
 - To book your mandatory 3-night hotel stopover, call 1-800-294-8253 (from within North America) or **1-613-830-2992** (collect call from outside North America)
- Take a COVID-19 molecular test on arrival in Canada
- Stay in the government-authorized hotel to wait for the results of the COVID-19 molecular test taken on arrival
- Pay for the cost of the hotel stay, as well as all associated costs for:
 - food
 - security
 - transportation
 - infection prevention and control measures

Travellers must present proof of having reserved and pre-paid for their accommodation through ArriveCAN. Travellers will still be required to complete the remainder of the mandatory 14-day quarantine after their mandatory hotel stopover.

NEW UPDATE AS OF JULY 5, 2021

Exemptions for fully vaccinated travellers who meet specific conditions.

You may qualify for certain exemptions to quarantine and testing requirements if you: are eligible to enter Canada are asymptomatic meet the Government of Canada requirements of fully vaccinated travellers meet all other entry requirements, including entering your information in ArriveCAN before arrival.

Those who meet the requirements may be exempt from:

- Quarantine
- Hotel stopover (for air travellers)
- Day-8 testing requirement

Accepted Vaccines:

- Pfizer-BioNTech COVID-19 vaccine
- Moderna COVID-19 vaccine
- AstraZeneca/COVISHIELD COVID-19 vaccine
- Janssen (Johnson & Johnson) COVID-19 vaccine - single dose

Vaccines not currently accepted for fully vaccinated status in Canada:

- Bharat Biotech (Covaxin, BBV152 A, B, C)
- Cansino (Convidecia, Ad5-nCoV)
- Gamalaya (Sputnik V, Gam-Covid-Vac)
- Sinopharm (BBIBP-CorV, Sinopharm-Wuhan)
- Sinovac (CoronaVac, PiCoVacc)
- Vector Institute (EpiVacCorona)
- Other

The list of accepted vaccines may expand in the future.

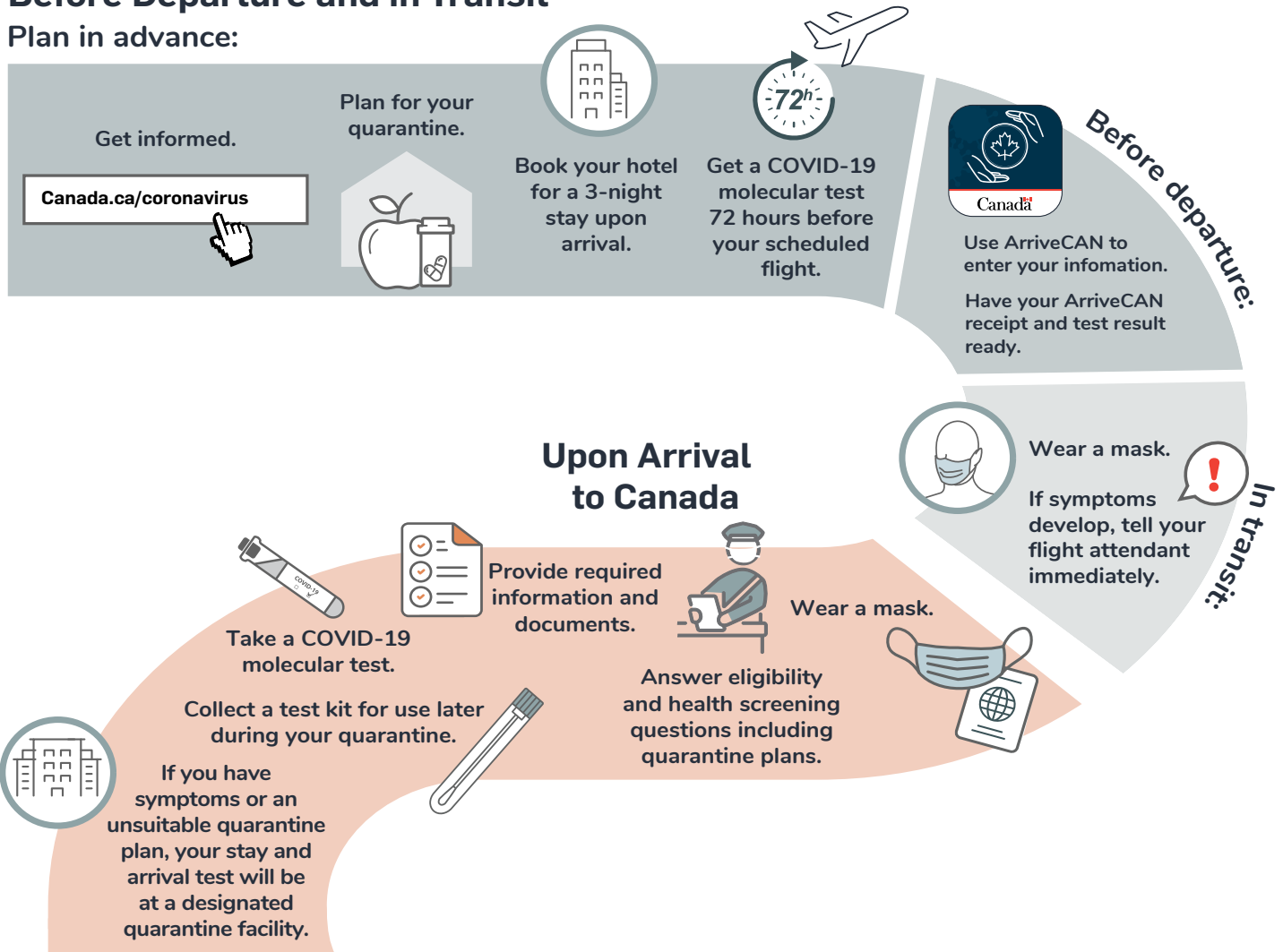
Please visit, <https://travel.gc.ca/travel-covid/travel-restrictions/covid-vaccinated-travellers-entering-canada> to determine if you are eligible.

Entering Canada by AIR during COVID-19

Travellers entering Canada must follow the rules set out by the Emergency Orders under the Quarantine Act to help reduce the spread of COVID-19 and its variants. Failure to comply with any requirements or providing false information may result in fines, penalties or imprisonment.

Before Departure and in Transit

Plan in advance:



Your quarantine

Go to your pre-booked hotel to await results of your arrival test.

✓ If negative:

Continue on to your place of quarantine. Complete your test kit as instructed.

Relocate to a designated quarantine facility or other suitable place of quarantine. Follow instructions as provided.

✗ If positive:

Use ArriveCAN or call 1-833-641-0343 to check-in the day after you enter Canada and to report symptoms daily.

You will be contacted by Government of Canada and provincial/territorial officials.



Testing on arrival and during quarantine effective 2021-02-21 at 11:59 p.m. ET.



Public Health
Agency of Canada

Agence de la santé
publique du Canada

Canada



Fully vaccinated travellers entering Canada during COVID-19

Effective July 5, 2021 at 11:59 p.m. ET

If you are fully vaccinated and meet specific requirements, these new measures may apply to you. Fully vaccinated means having received the full series of a vaccine or a combination of [vaccines accepted by the Government of Canada](#) (Pfizer, Moderna, AstraZeneca, Janssen) at least 14 days prior to entering Canada.



- Plan your quarantine.
- Pre-register for your arrival test.
- **Within 72 hours before your arrival to Canada:**
 - Take a [COVID-19 molecular test](#)
 - Use [ArriveCAN](#) to enter your information
- Have your ArriveCAN receipt and documents ready, including digital or paper copy of proof of vaccination.

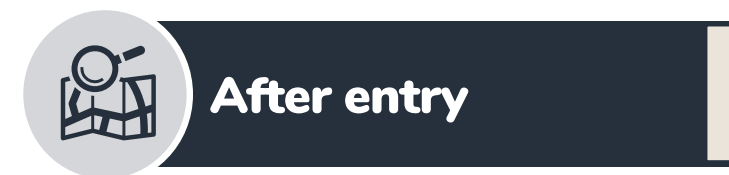


What you need to enter into ArriveCAN:

- Contact & travel information
- 14-day travel history
- Quarantine plan
- Confirmation of a negative pre-entry test (or positive test taken 14-90 days prior to travel)
- Proof of vaccination (must be in English or French, or a certified translation)
- COVID-19 symptom self-assessment



- Provide required information and documents, including proof of vaccination, if requested.
- Answer all eligibility, vaccination and health screening questions.
- Complete your arrival test on site if services are available. Otherwise, collect a home test kit to use when you arrive at your destination.
- If you have symptoms or do not meet the exemption requirements, follow the instructions provided by the government representative.



- If you meet all the entry requirements and are fully vaccinated, you are exempt from:
 - quarantine
 - government-authorized hotel (air travellers)
 - day 8 test
- If you got a home test kit, complete and send it to the lab.
- If your arrival test is positive, you must follow the instructions of your local public health authority, including quarantine or isolation.
- Keep your proof of vaccination for 14 days.

For more information visit: travel.gc.ca/travel-covid



Public Health
Agency of Canada

Agence de la santé
publique du Canada

Canada

Packing

Include the following in your carry-on bag:

- Proof of reservation at government-approved hotel for 3 nights.
- Passport
- Study Permit or Study Permit Approval Letter
- Custodianship Documents (if required)
- Letter of Acceptance
- Host Family Profile with contact information (if applicable)
- Residence/Dormitory/Hotel information (if applicable)
- Private transportation service information (if applicable)
- Complete BC Self Isolation Plan Form
- Medical clearance letter (if you have one)
- COVID test results (if you have them)
- Copy of this document signed by yourself (and your parents/guardians if you are under the age of 19)
- 2 masks, 3 pair of gloves, travel-sized hand-sanitizer, disinfecting wipes.
- Change of clothes
- Snacks



ARRIVAL PLANS

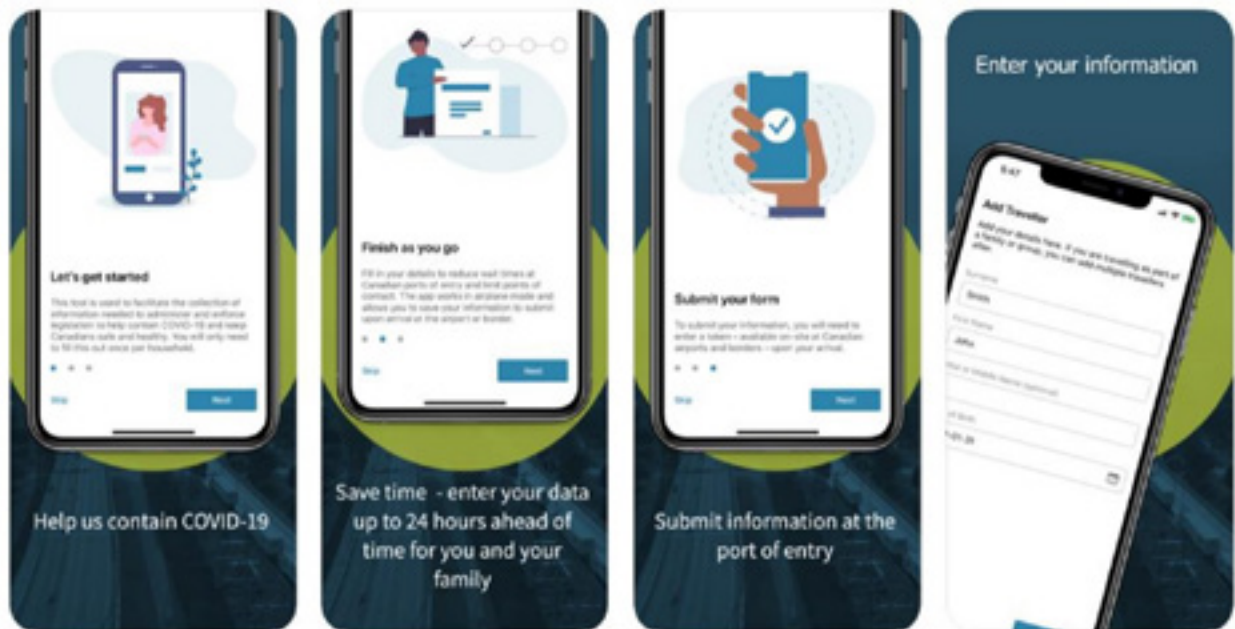
Before you leave your home country, you must download the ArriveCAN app from the Government of Canada and complete a mandatory Self-Isolation Plan for the Government of British Columbia. Both of these need to be complete prior to your arrival in British Columbia.

ARRIVECAN APP

The ArriveCAN app is available for iPhone and Android and can be downloaded from the App Store or Google Play. This app must be setup before you arrive at immigration in Canada because the immigration officer will provide you with a TOKEN NUMBER you will need to enter.



Here are the steps to setup the app:



BC GOVERNMENT SELF-ISOLATION PLAN

Before you leave your home country it is very important that you complete the BC Government Support for International Travelers Self Isolation Plan form. When you arrive at the airport you will be asked to show this form, and the information must be correct.

If you need assistance in filling out this form, please ask **Justine Higgs – Student Services** at **justine.higgs@lasallecollegevancouver.com**. On the next page you will see an example of the form.

Once you have completed the form:

- 1) Send a copy to **Justine Higgs, Student Services** at **justine.higgs@lasallecollegevancouver.com**
- 2) Print a copy for your carry-on bag
- 3) Keep a copy on your phone
- 4) Complete an online version of the form at <https://travelscreening.gov.bc.ca/>





PRIMARY CONTACT INFORMATION

First Name (primary contact)	Last Name (primary contact)	Date of Birth (yyyy / mm / dd)	
Phone Number	Email (optional)		
Home Address	City	Province or Territory	Postal Code

TRAVEL INFORMATION

Are There Additional Travellers in Your Group? <input type="checkbox"/> Yes <input type="checkbox"/> No If Yes → Number of additional travellers in your group: _____	ADDITIONAL TRAVELLERS <i>(please list all additional travellers)</i>		
	First Name	Last Name	Date of Birth (yyyy / mm / dd)
Arrival Date (yyyy / mm / dd)			
Arrival By <input type="checkbox"/> Air <input type="checkbox"/> Sea <input type="checkbox"/> Ground			
Airline / Flight Number (if applicable)			
Arrival From (City, Country)			

SELF ISOLATION PLAN

Do you have accommodation arranged for your self-isolation period? <input type="checkbox"/> Yes <input type="checkbox"/> No	If Yes, which city will you be isolating in?
If Yes, what is the address where you'll be staying?	
If Yes, isolation type? <input type="checkbox"/> Private Residence <input type="checkbox"/> With Family <input type="checkbox"/> Commercial (hotel)	
Do you need accommodation assistance to self-isolate from anyone who is over 60 years old or who has heart disease, high blood pressure, asthma or other lung disease, diabetes, cancer, immune suppression or is taking prednisone medication? <input type="checkbox"/> Yes <input type="checkbox"/> No	
Are you able to make the necessary arrangements for your self-isolation period? (e.g. food, medication, child care, cleaning supplies, pet care). <input type="checkbox"/> Yes <input type="checkbox"/> No	
What form of transportation will you take to your self-isolation location? <input type="checkbox"/> Personal Vehicle <input type="checkbox"/> Public Transportation <input type="checkbox"/> Taxi or Ride Share	

CERTIFY DECLARATION

<input type="checkbox"/> I certify this to be accurate
--

Proceed to the provincial check point, if available at your location, where you may be asked to confirm how you will comply with the provincial order to self isolate.

Collection Notice

Your personal information as well as those of your household is collected by the Ministry of Health under the authority of sections 26(a), (c), (e) and s. 27(1)(a)(iii) of the Freedom of Information and Protection of Privacy Act, the Public Health Act and the federal Quarantine Act, for the purposes of reducing the spread of COVID-19. Personal information may be shared with personnel providing support services and follow-up during self-isolation. Should you have any questions or concerns about the collection of your personal information please contact:

Title: Ministry of Health, Chief Privacy Officer

Telephone: 236-478-1666

AIRPORT/FLIGHT: BEST PRACTICES

Wearing a Mask/Hand Washing

Remember to wear a mask at all times. Wash your hands before you board the airplane.



Practice Social Distancing

It is important to try to keep your distance from other people. You should try and keep at least 2 meters from other people.



Keeping Safe

Keep your cell phone charged in case you need to contact your host family, your accommodation provider, your transportation provider, or LCV. Bring some snacks in your carry-on bag because the restaurants in the airport may not be open.

When you get to your airplane seat remember to wipe down your area with a disinfecting wipe.



ARRIVING IN CANADA

You finally made it! We are sure you are excited to begin your Canadian educational experience at LCV. Ensure you have printed copies of the following documents ready for when you go through immigration:

- Passport
- Study Permit or Study Permit Approval Letter
- Custodianship Documents (if required)
- Letter of Acceptance
- Non-discretionary travel support letter (if provided by LCV)
- Host Family Profile with contact information (if applicable)
- Residence/Dormitory/Hotel information (if applicable)
- Private transportation service information (if applicable)
- Complete BC Self Isolation Plan Form
- Medical clearance letter (if you have one)
- COVID test results (if you have them)



Before leaving your home country, you will need to have arranged and paid for a 3-day stay in a government-approved hotel by calling **1-800-294-8253** (from within North America) or **1-613-830-2992** (collect call from outside North America). You also need to have arranged safe, private transportation from the hotel to your accommodation after your mandatory stay – traveling on public transportation is not allowed until you have completed the mandatory 14-day quarantine period. If you are staying with a host family, make sure you know whether they will be picking you up at the airport, and where to meet them. If you are staying in a residence/dormitory/hotel, they may be able to arrange airport pick up for you; ensure you know where the meeting point is. **Justine Higgs** from Student Services (justine.higgs@lasallecollegevancouver.com) will be able to assist you with making these arrangements, if needed.



SELF ISOLATION/QUARANTINE

Government Rules and Communication


You have finished your mandatory hotel stay and received a negative test result and now are heading to your new home! In British Columbia everyone has worked hard to keep COVID-19 manageable. We did this by following some important rules from the government. When you get to your new home you must self-isolate for the remainder of your 14 days. This means you must stay in your room and avoid direct contact with your host family or other guests in your residence/dormitory/hotel. You cannot leave your accommodation for the remainder of the 14 days. If you are staying with a host family, they will provide you with food, cleaning supplies, etc. If you are staying at a residence/dormitory/hotel, they will have arrangements for food and supply delivery, laundry service, etc. Information about this will be provided to you in advance.

The governments of Canada and British Columbia want to make sure all new arrivals to Canada are safe and healthy. To do this they will call you or your host family to make sure you are self-isolating and following the law. You must be prepared to answer calls from 1-855-906-5585 or 613-221-3100.

A staff member from LCV will also contact you to ensure that you are self-isolating, and also to offer any support that you may need during your self-isolation. Please be sure to check your email regularly, and also to answer any telephone calls from LCV.

Student Responsibilities for Homestay

To keep you and your host family safe while you are self-isolating, it is important that you stay in your room. You are able to leave your room to go to the bathroom. Remember to keep your room clean and practice good hygiene. Some examples are washing your hands often, showering every day, cleaning the bathroom after using it, covering your mouth and nose with your elbow when you cough or sneeze, and keeping your room clean.



WHAT TO DO DURING SELF-INSOLATION

Physical Health

Staying active during self isolation! This is a great opportunity for you to try a new exercise routine, such as yoga. It is important to make sure you establish a healthy routine as quickly as possible. Try to go to bed at a reasonable hour and don't stay up all night, so that you can adjust to the time zone in Vancouver and keep your immune system strong.

Monitor your Mental Health

Being in a new country is exciting but being in self-isolation may be challenging. Communicate with your host family or with LCV's Student Services regularly and let them know how you are feeling. We are all here to support you!

Stay Connected

Contact your friends and family when you are self isolating. Check with your host family or accommodation provider to make sure you have access to wi-fi. It is important to check your email regularly because LCV may need to send you important information.



RESOURCES

Vancouver Airport website for Travel Directives and Screening:

<https://www.yvr.ca/en/updates/covid-19-update-2>

Frequently Asked Questions at Vancouver Airport:

<https://www.yvr.ca/en/coronavirus/faq>

Tips for Proper Hand-Washing:

<https://bc.thrive.health/covid19app/resources/58c360e2-ad98-47f3-bcf9-2c162c96a626?from=/home>

Tips for Cleaning and Disinfecting

<http://www.bccdc.ca/health-info/diseases-conditions/covid-19/prevention-risks/cleaning-and-disinfecting>

Physical Distancing Fact Sheet:

<http://www.bccdc.ca/Health-Info-Site/Documents/COVID19-Physical-distancing.pdf>

Post-Secondary Studies During COVID-19:

<https://www2.gov.bc.ca/gov/content/education-training/post-secondary-education/institution-resources-administration/studying-during-covid-19>

COVID-19 TRAVEL AND ARRIVAL PROTOCOLS

Pre-Departure:

- ☐ Book and pay for a 3-day stay in a government-approved hotel by calling 1-800-294-8253 (from within North America) or 1-613-830-2992 (collect call from outside North America)
- ☐ If you will be staying with a host family, contact them in advance to discuss expectations, and make sure they have a current photo of you
- ☐ Provide arrival information and exchange contact information (cell, email)
- ☐ Read [How to self-isolate after travel when you live with other family members](#) and [Daily Self-Monitoring form for COVID-19](#)
- ☐ Complete, send and print the online Mandatory Self-Isolation Plan (<https://travelscreening.gov.bc.ca/>), and send a copy to **Justine Higgs – Student Services** at **justine.higgs@lasallecollegevancouver.com**
- ☐ Download COVID-19 App and Daily Symptom Tracker: <https://ca.thrive.health/>
- ☐ Download the ArriveCAN App (iOS and Android)
- ☐ Pack 60 disposable face masks OR 30 disposable and 1 cloth face mask, one large bottle of hand sanitizer, one box of nitrile gloves, and a thermometer in your luggage
- ☐ In your carry-on, pack the following:
 - Passport
 - Study Permit or Study Permit Approval Letter
 - Custodianship Documents (if required)
 - Letter of Acceptance
 - Non-discretionary travel support letter (if provided by LCV)
 - Host Family Profile with contact information (if applicable)
 - Residence/Dormitory/Hotel information (if applicable)
 - Private transportation service information (if applicable)
 - Complete BC Self Isolation Plan Form
 - Medical clearance letter (if you have one)
 - COVID test results (if you have them)
Copy of this document signed by yourself (and your parents/guardians if you are under the age of 19)
 - 2 masks, 3 pair of gloves, travel-sized hand-sanitizer, disinfecting wipes.

Airport:

- ☐ Wear mask and gloves
- ☐ Wash hands frequently and use hand sanitizer
- ☐ Practice social distancing and touch as few surfaces as possible
- ☐ Sanitize your personal space and minimize washroom trips
- ☐ Keep cell phone charged
- ☐ Bring your own food and refillable water bottle

Arrival in Canada:

- ☐ Wear fresh mask and gloves
- ☐ Have all documents ready to proceed through immigration
- ☐ Maintain physical distancing when picking up luggage
- ☐ Take a COVID-19 molecular test
- ☐ Collect a test kit for use later during your quarantine
- ☐ Take transportation to your pre-booked hotel as arranged before arrival

In 3-Day Hotel Quarantine:

- ☐ Go to pre- booked hotel to wait results of your COVID-19 test taken on arrival
- ☐ If test is negative contact host family/transportation provider to arrange transportation to hotel/ residence/dormitory/homestay for remainder of your 14 day quarantine

In Homestay/Residence/Dormitory/Hotel – Self-Isolation:

- ☐ Complete your COVID-19 test kit received at the airport as instructed
- ☐ You are required to self-isolate for 14 days – this means staying in your room and avoiding contact with others
- ☐ When you arrive, immediately remove your travel clothes and place them in a plastic bag for laundering
- ☐ Any food or supplies will need to be delivered to your room in a COVID-safe manner, either by your host family or by service providers
- ☐ Keep your room well ventilated and clean – open your window to allow air circulation whenever possible
- ☐ Practice good hygiene
- ☐ Stay connected with friends and family by phone or internet
- ☐ Monitor your physical and mental well-being. If you are not feeling well, let your host family or the LAB Vancouver team know

Additionally, if you are staying with a host family:

- ☐ Empty garbage frequently, wash hands after
- ☐ Clean the bathroom after every use
- ☐ Follow your host family's advice to wash clothes / do laundry
- ☐ Keep personal items separate from those belonging to others
- ☐ Ask for help from your host family or homestay coordinator if you need it!
- ☐ Complete your COVID-19 test kit received at the airport as instructed

COVID-19 TRAVEL AND ARRIVAL PROTOCOLS DECLARATION

We look forward to welcoming you to LaSalle College Vancouver. This document must be signed and sent to **Justine Higgs – Student Services** at **justine.higgs@lasallecollegevancouver.com** before you leave your home country.

Self-Isolation is a requirement of the Quarantine Act and is not optional. Students who are in private homestay arrangements, residence/dormitory/hotel, or are staying with family or friends must self-isolate for 14 days after arrival in Canada. By signing, I have read, understand, and agree to comply with the expectations listed in this document. I understand if I do not follow these expectations, I risk being dismissed from the program. Students (and parents/guardians of students under the age of 19) are responsible for any fines incurred due to breach of the Quarantine Act and regulations from the Government of British Columbia.

Student – Legal Name (Print)		
LaSalle College Vancouver Student ID		
Phone Number in Canada		
Address in Canada		
Email		
Student Signature		Date:

Full Name (Print)		
Signature		Date:
Relationship	<input type="checkbox"/> Mother <input type="checkbox"/> Father <input type="checkbox"/> Legal Custodian <input type="checkbox"/> Other _____	

Full Name (Print)		
Signature		Date:
Relationship	<input type="checkbox"/> Mother <input type="checkbox"/> Father <input type="checkbox"/> Legal Custodian <input type="checkbox"/> Other _____	